

RAJIV GANDHI MEMORIAL COLLEGE, LENGTISINGA

Report on results and details of Students Satisfaction Survey (SSS):

Rajiv Gandhi Memorial College, Lengtisinga is an institute which got embedded with the inherent closed loop system that corrects itself through the feedbacks/surveys on a continuous basis. Students Satisfaction Survey (SSS) is one among these surveys. This survey is mainly based on the questionnaire as per recommendation of NAAC. Apart from Teaching-Learning and Evaluation aspects, the survey has included the institutional infrastructural and welfare aspects too. The organization of survey, guidelines, questionnaire and the results are provided as follows.

Student Satisfaction Survey Key Indicator - 2.7.1 Under Criterion II of Teaching — Learning and Evaluation

(Includes the questionnaire suggested by National Assessment and Accreditation Council (NAAC))

Guidelines for Students

The Higher Education sector is highly competitive. To impart quality higher education and provide competent resources to the society, stakeholder's inputs create a cutting edge in achieving this. Our institute Rajiv Gandhi Memorial College being a premier institute in this part of rural areas with accreditation by NAAC strives to reach high altitudes with continuous inputs especially from the major stakeholder's, i.e. you : our students. Your genuine input and suggestions will take it to the greater heights. Please join us in reaching this goal and setting up a benchmark in the society in creating & nurturing this as best institute. A student will have to respond to all the questions given in the following format with her/his sincere effort and thought. Her/his identity will not be revealed.

A student will have to respond to all questions given in the following format with his/her sincere effort and thought.

Instructions to fill the questionnaire

- All questions should be compulsorily attempted.
- Each question has five responses, choose the most appropriate one.

The responses given by the students for the questionnaire provided to the students are given below

The students survey conducted online mode during academic session 2022-23



7/8/23
Principal
Rajiv Gandhi Memorial College
Lengtisinga

Student Name *

Gender *

- ☐ Male
☐ Female

Class *

Roll No *

Phone Number *

Session *

Section Break

Some description about this section

1. How much of syllabus was covered by the teachers in your class? *

- ☐ a) 85% to 100%
☐ b) 70% to 84%
☐ c) 55% to 69%
☐ d) 30% to 54%
☐ e) Below 30%

2. How well were the teachers able to communicate in the class? *

- ☐ a) Always effective
☐ b) Sometime effective
☐ c) Just satisfactorily
☐ d) Generally ineffective
☐ e) Poor communication

3. Were the teachers well prepare for the classes? *

- ☐ a) Almost always
☐ b) Frequently
☐ c) Sometimes
☐ d) Rarely
☐ e) Almost never

4. The teacher's approach to teaching can best be described as? *

- ☐ a) Excellent
☐ b) Very good
☐ c) Good
☐ d) Fair
☐ e) Poor

5. What were the degrees of fairness of internal evaluation conducted by the teachers? *

- ☐ a) Almost always
☐ b) Frequently
☐ c) Sometimes
☐ d) Rarely
☐ e) Almost never

6. Did the teachers show an interest in helping students learn? *

- ☐ a) Almost always
☐ b) Frequently
☐ c) Sometimes
☐ d) Rarely
☐ e) Almost never

7. Was your performance in assignments discussed by the teachers with you? *

- ☐ a) Almost always
☐ b) Frequently
☐ c) Sometimes
☐ d) Rarely
☐ e) Almost never

8. The College takes active interest in promoting internship, student exchange and field visit opportunities for students? *

- ☐ a) Regularly
☐ b) Often
☐ c) Sometimes
☐ d) Rarely
☐ e) Never

9. The teaching and mentoring process in the college help you in social and emotional growth? *

- ☐ a) Significantly
☐ b) Very well
☐ c) Moderately
☐ d) Marginally
☐ e) Not at all

10. Teachers inform you about your expected competencies, course outcomes and programme outcomes? *

- ☐ a) Every time
☐ b) Usually
☐ c) Occasionally/ Sometimes
☐ d) Rarely
☐ e) Never

11. Your mentor does a necessary follow-up with an assigned task to you? *

- ☐ a) Every time
☐ b) Usually
☐ c) Occasionally/ Sometimes
☐ d) Rarely
☐ e) Never

12. The teachers illustrate the concepts through examples and applications? *

- ☐ a) Every time
☐ b) Usually
☐ c) Occasionally/ Sometimes
☐ d) Rarely
☐ e) Never

13. The teachers identify your strengths and encourage you with providing right level of challenges? *

- ☐ a) Fully
☐ b) Reasonably
☐ c) Partially
☐ d) Slightly
☐ e) Unable to

14. Teachers are able to identify your weaknesses and help you to overcome them? *

- ☐ a) Every time
☐ b) Usually
☐ c) Occasionally/ Sometimes
☐ d) Rarely
☐ e) Never

15. The institution makes effort to engage students in the monitoring, review and continuous quality improvement of the teaching learning process? *

- ☐ a) Every time
☐ b) Usually
☐ c) Occasionally/ Sometimes
☐ d) Rarely
☐ e) Never

16. The institute/ teachers use student centric methods, such as experiential learning, participative learning and problem solving methodologies for enhancing learning experiences? *

- ☐ a) To a great extent
☐ b) Moderate
☐ c) Some what
☐ d) Very little
☐ e) Not at all

17. Teachers encourage you to participate in extracurricular activities? *

- ☐ a) Strongly agree
☐ b) Agree
☐ c) Neutral
☐ d) Disagree
☐ e) Strongly Disagree

18. Efforts are made by the institute/ teachers to inculcate soft skills, life skills and employability skills to make you ready for the world of work? *

- ☐ a) To a great extent
☐ b) Moderate
☐ c) Some what
☐ d) Very little
☐ e) Not at all

19. What percentage of teachers use ICT tools such as LCD projector, Multimedia, etc. while teaching? *

- ☐ a) Above 90%
☐ b) 70% to 80%
☐ c) 50% to 69%
☐ d) 30% to 49%
☐ e) Below 29%

20. The overall quality of teaching-learning process in your institute is very good? *

- ☐ a) Strongly agree
☐ b) Agree
☐ c) Neutral
☐ d) Disagree
☐ e) Strongly Disagree

Suggestions

Give three observation / suggestions to improve the overall teaching - learning experience in your institution.

Suggestions 1

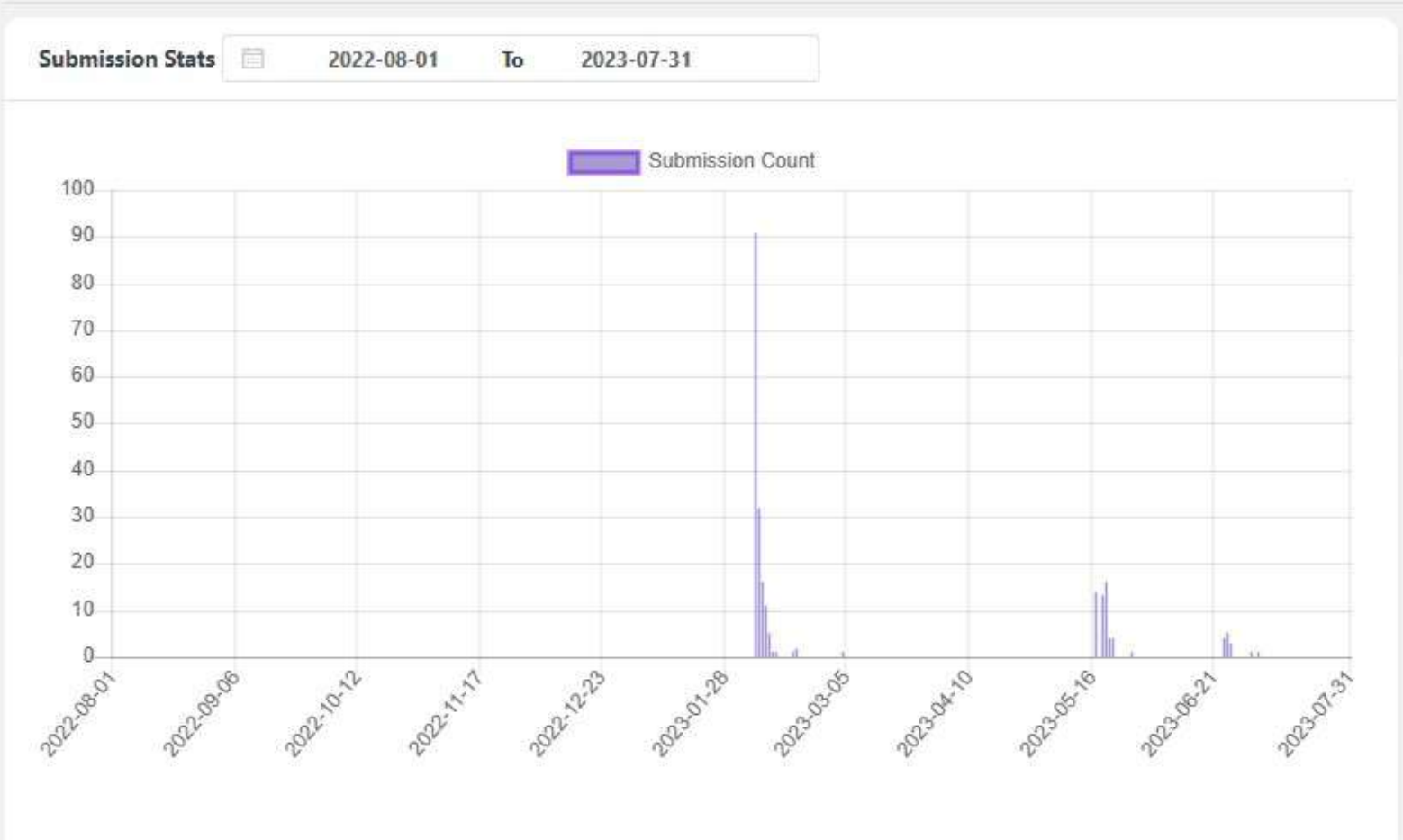
Suggestions 2

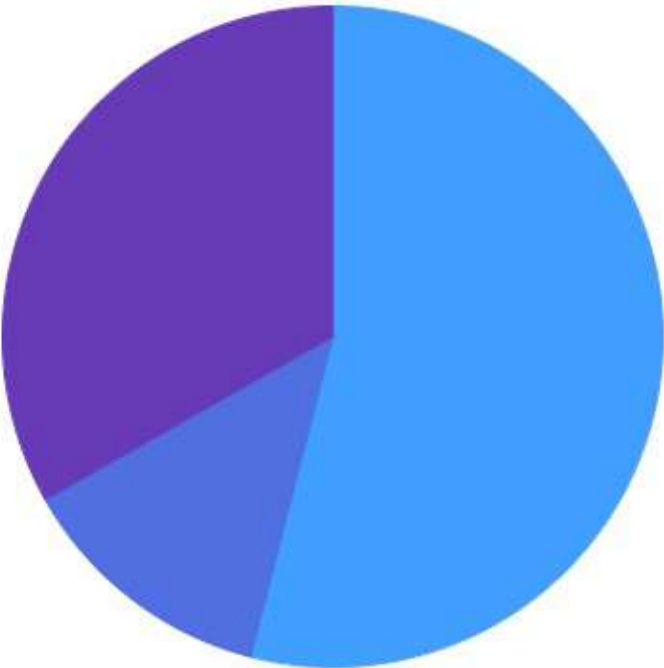
Suggestions 3

Submit Form

Student Feedback

Visual Data Reporting

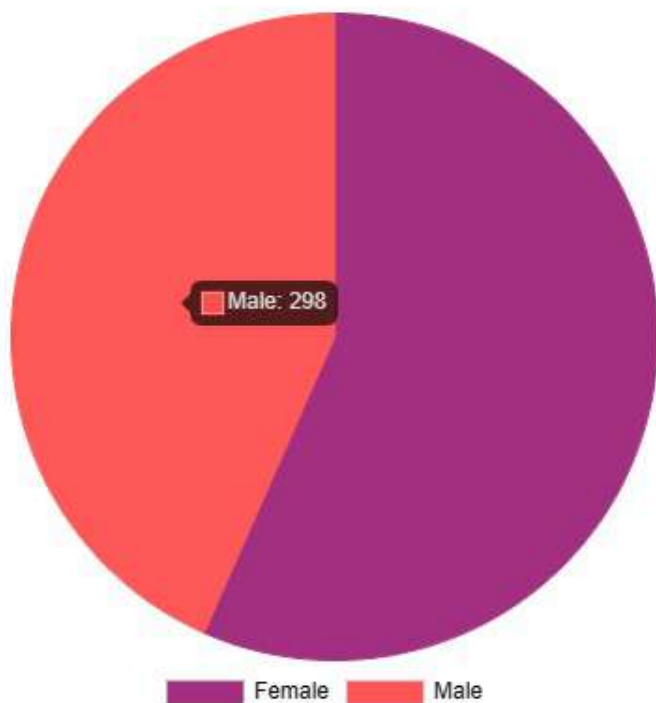




1st Year 2nd Year 3rd Year

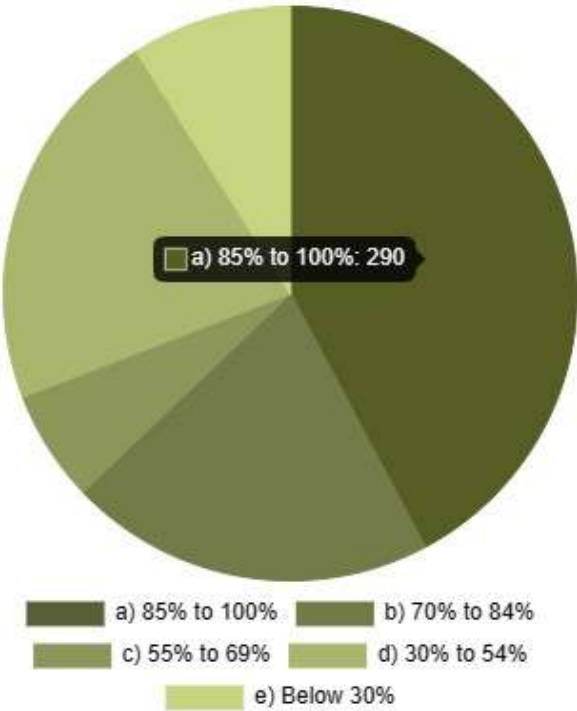
Label	Total	%
1st Year	371	54
3rd Year	228	33
2nd Year	88	12

Gender



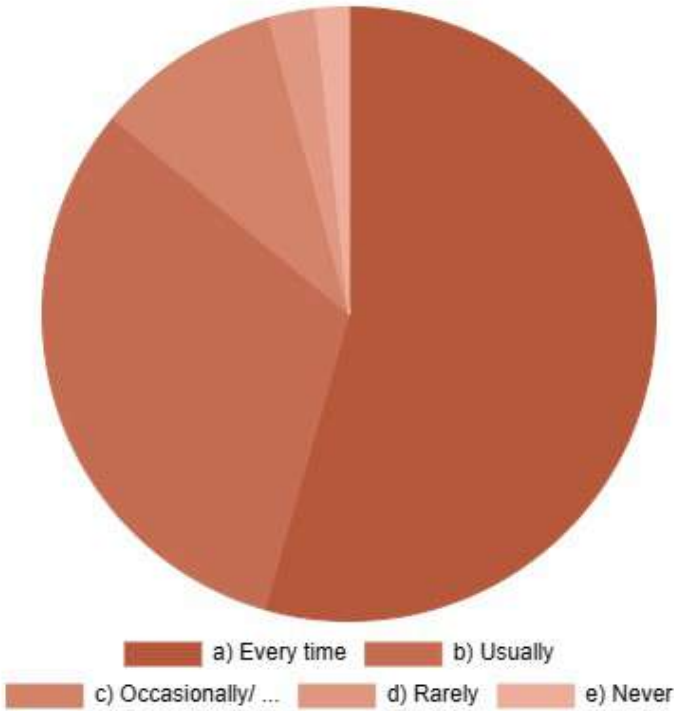
Label	Total	%
Female	389	56
Male	298	43

1. How much of syllabus was covered by the teachers in your class?



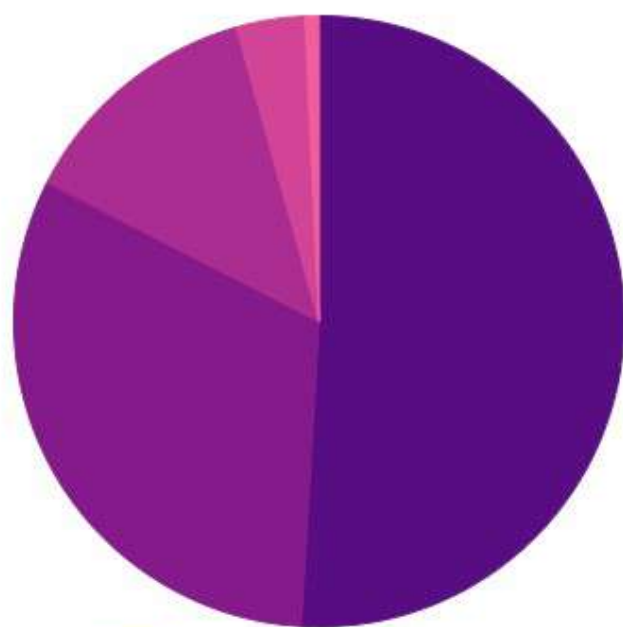
Label	Total	%
a) 85% to 100%	290	42
d) 30% to 54%	150	21
b) 70% to 84%	142	20
e) Below 30%	62	9
c) 55% to 69%	43	6

10. Teachers inform you about your expected competencies, course outcomes and programme outcomes?



Label	Total	%
a) Every time	374	54
b) Usually	217	31
c) Occasionally/ Sometimes	67	9
d) Rarely	17	2
e) Never	12	1

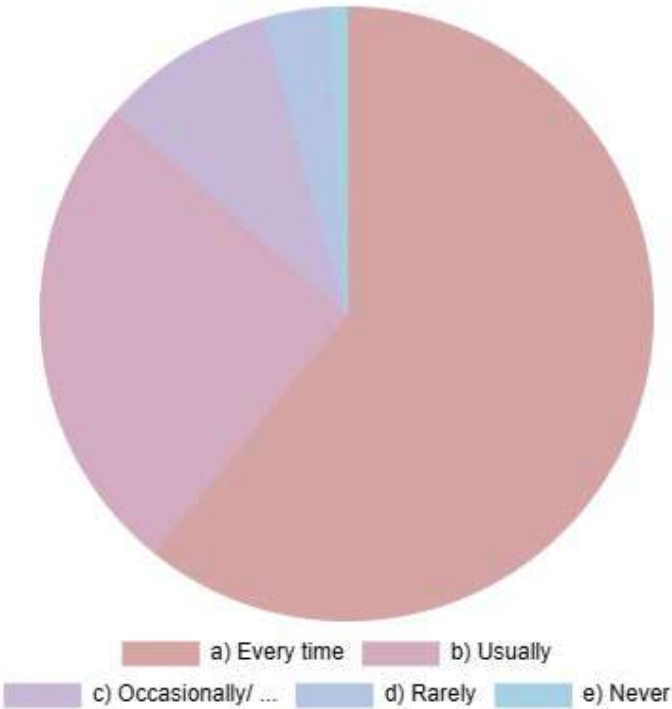
11. Your mentor does a necessary follow-up with an assigned task to you?



■ a) Every time ■ b) Usually
■ c) Occasionally/ Sometimes ■ d) Rarely ■ e) Never

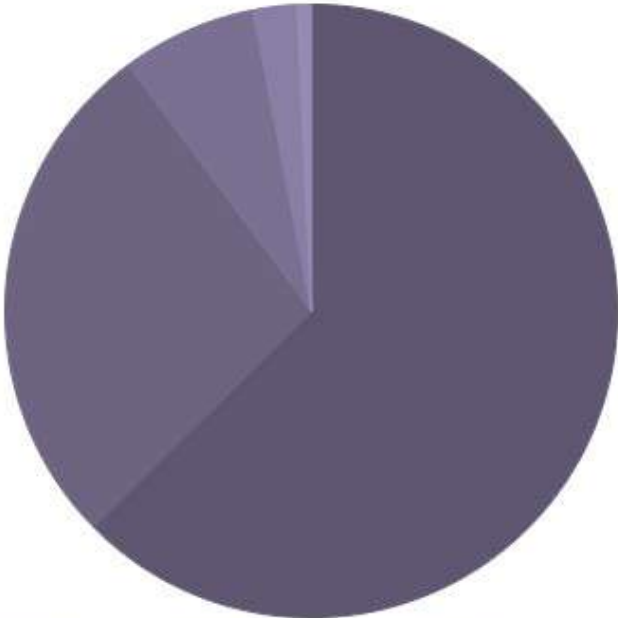
Label	Total	%
a) Every time	350	50
b) Usually	217	31
c) Occasionally/ Sometimes	90	13
d) Rarely	25	3
e) Never	5	0

12. The teachers illustrate the concepts through examples and applications?



Label	Total	%
a) Every time	418	60
b) Usually	176	25
c) Occasionally/ Sometimes	63	9
d) Rarely	24	3
e) Never	6	0

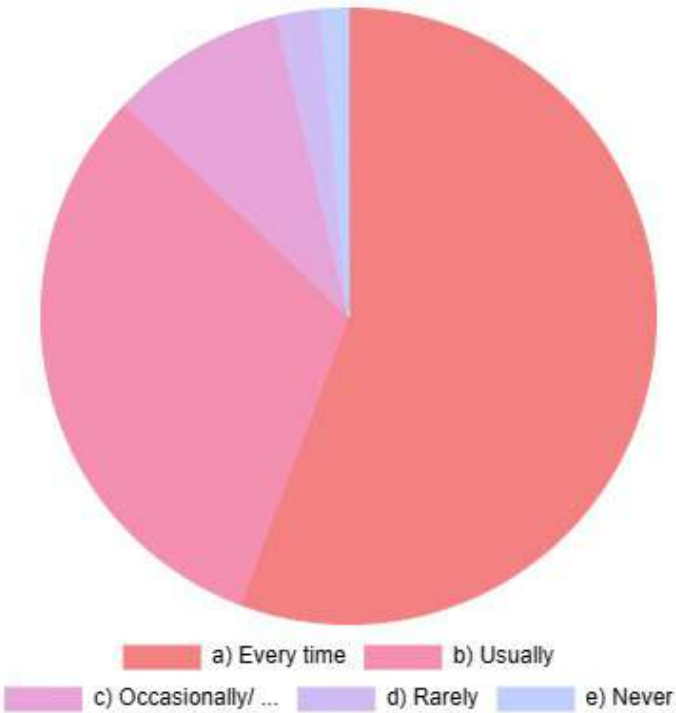
13. The teachers identify your strengths and encourage you with providing right level of challenges?



a) Fully b) Reasonably c) Partially
d) Slightly e) Unable to

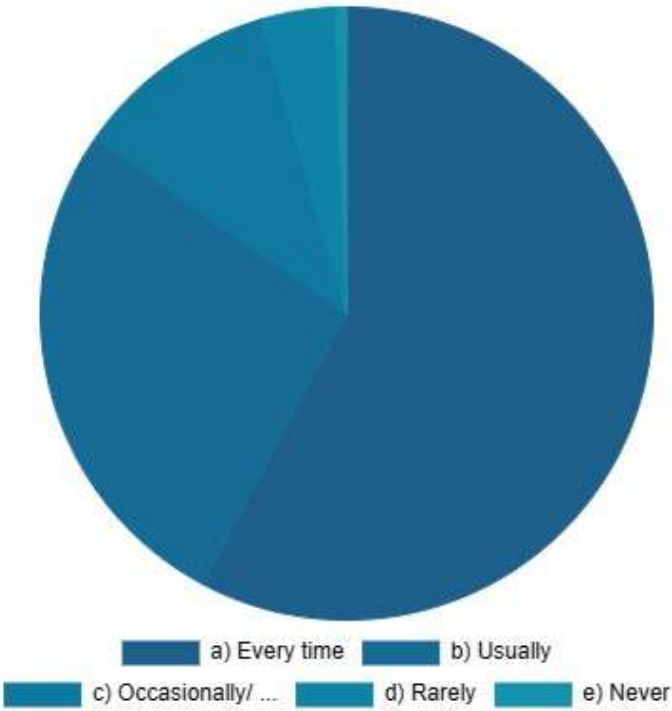
Label	Total	%
a) Fully	430	62
b) Reasonably	187	27
c) Partially	49	7
d) Slightly	16	2
e) Unable to	5	0

14. Teachers are able to identify your weaknesses and help you to overcome them?



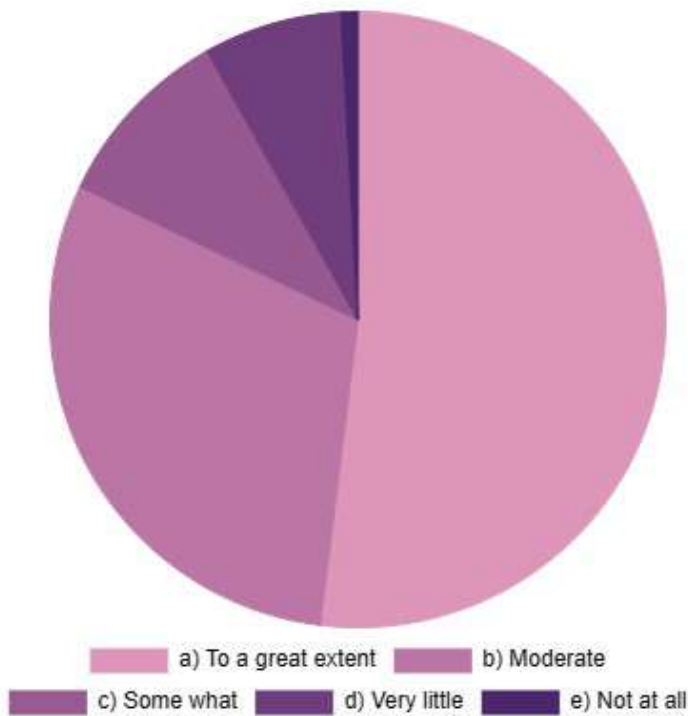
Label	Total	%
a) Every time	383	55
b) Usually	215	31
c) Occasionally/ Sometimes	63	9
d) Rarely	16	2
e) Never	10	1

15. The institution makes effort to engage students in the monitoring, review and continuous quality improvement of the teaching learning process?



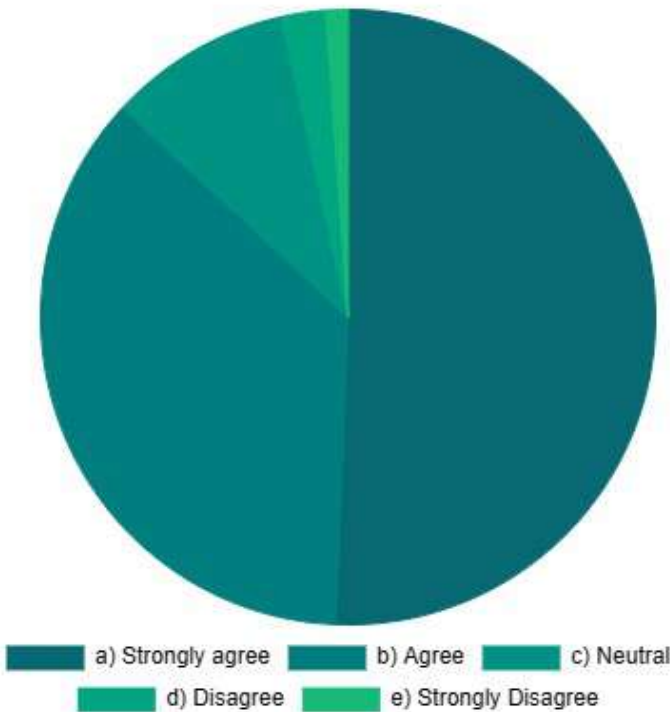
Label	Total	%
a) Every time	397	57
b) Usually	185	26
c) Occasionally/ Sometimes	74	10
d) Rarely	27	3
e) Never	4	0

16. The institute/ teachers use student centric methods, such as experiential learning, participative learning and problem solving methodologies for enhancing learning experiences?



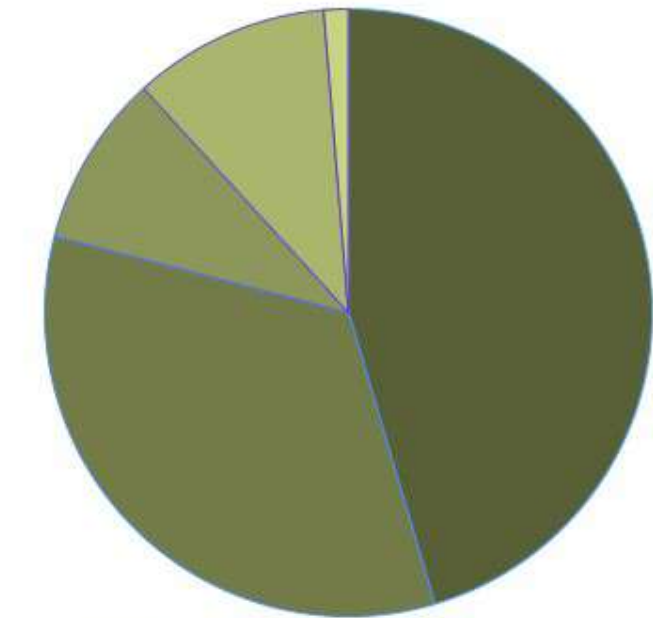
Label	Total	%
a) To a great extent	357	51
b) Moderate	207	30
c) Some what	67	9
d) Very little	50	7
e) Not at all	6	0

17. Teachers encourage you to participate in extracurricular activities?



Label	Total	%
a) Strongly agree	348	50
b) Agree	249	36
c) Neutral	66	9
d) Disagree	16	2
e) Strongly Disagree	8	1

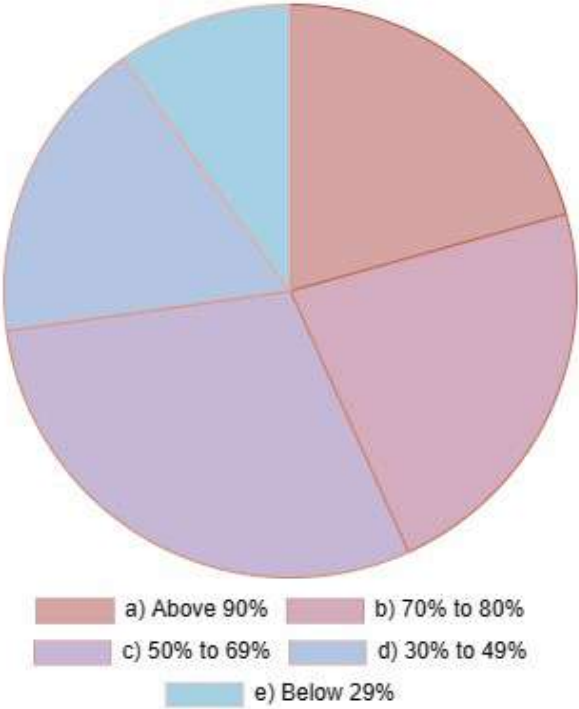
18. Efforts are made by the institute/ teachers to inculcate soft skills, life skills and employability skills to make you ready for the world of work?



a) To a great extent b) Moderate
c) Some what d) Very little e) Not at all

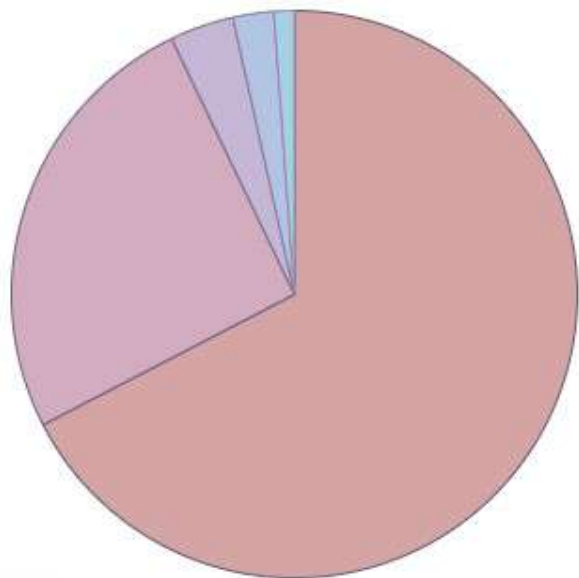
Label	Total	%
a) To a great extent	312	45
b) Moderate	231	33
d) Very little	72	10
c) Some what	63	9
e) Not at all	9	1

19. What percentage of teachers use ICT tools such as LCD projector, Multimedia, etc. while teaching?



Label	Total	%
c) 50% to 69%	203	29
b) 70% to 80%	155	22
a) Above 90%	142	20
d) 30% to 49%	119	17
e) Below 29%	68	9

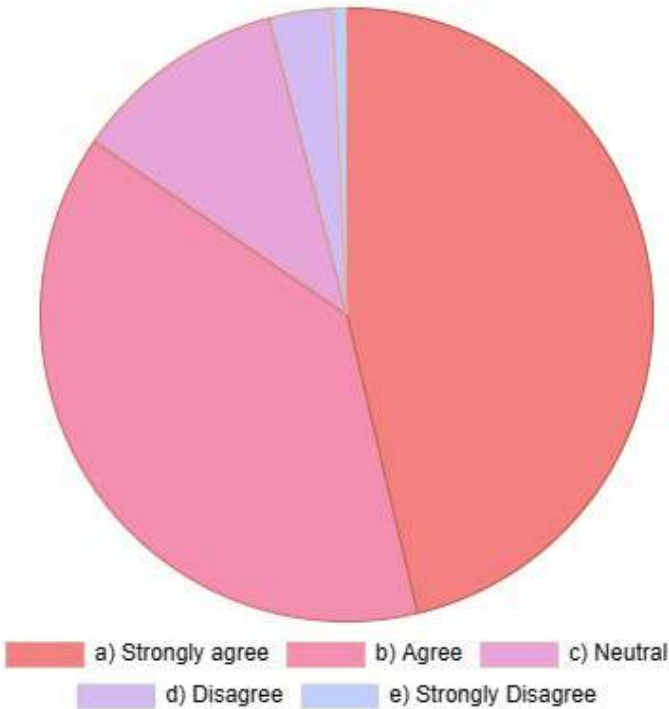
2. How well were the teachers able to communicate in the class?



a) Always effective b) Sometime effective
c) Just satisfactorily d) Generally ineffective
e) Poor communication

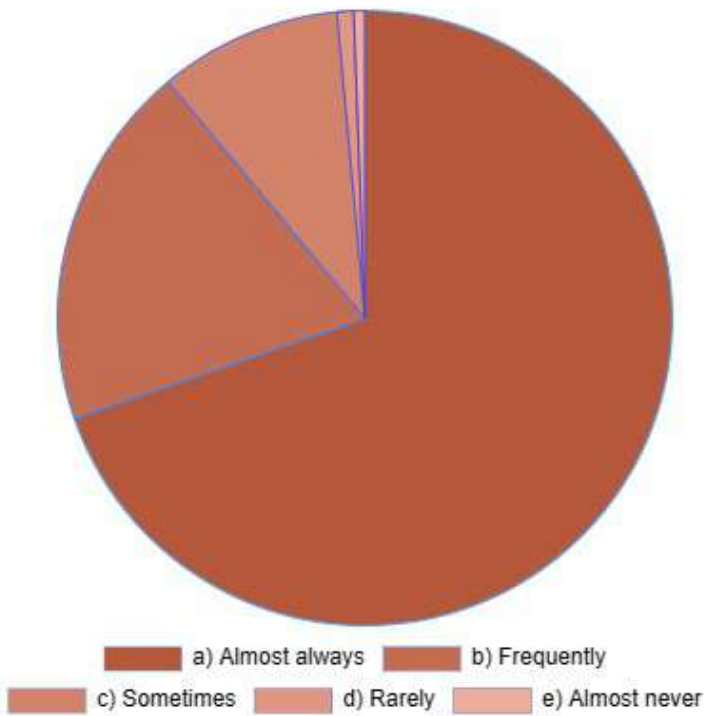
Label	Total	%
a) Always effective	463	67
b) Sometime effective	175	25
c) Just satisfactorily	25	3
d) Generally ineffective	16	2
e) Poor communication	8	1

20. The overall quality of teaching-learning process in your institute is very good?



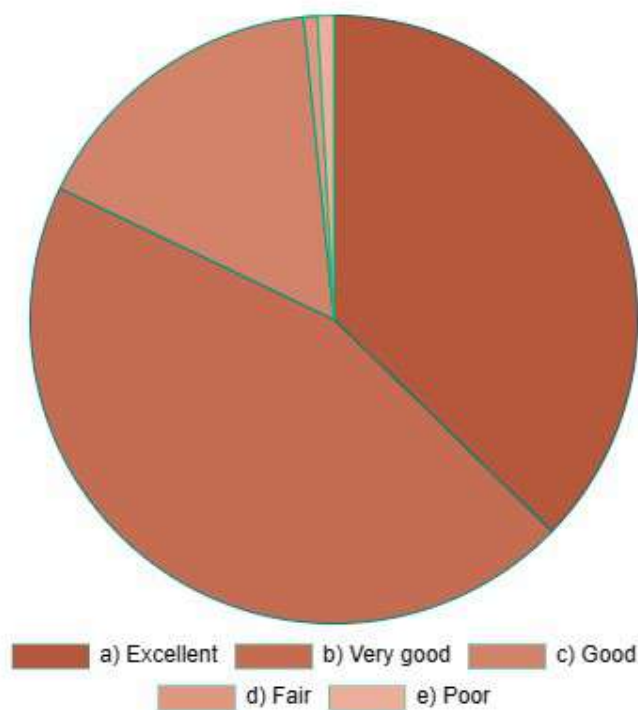
Label	Total	%
a) Strongly agree	318	46
b) Agree	263	38
c) Neutral	78	11
d) Disagree	23	3
e) Strongly Disagree	5	0

3. Were the teachers well prepare for the classes?



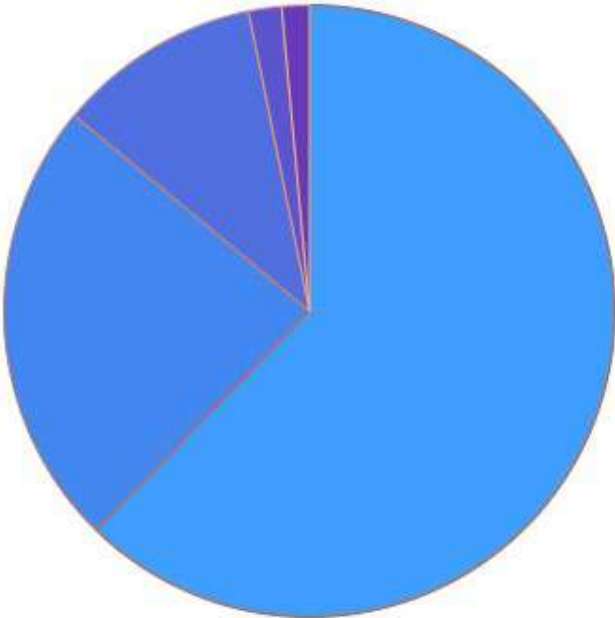
Label	Total	%
a) Almost always	479	69
b) Frequently	132	19
c) Sometimes	66	9
d) Rarely	6	0
e) Almost never	4	0

4. The teacher's approach to teaching can best be described as?



Label	Total	%
b) Very good	308	44
a) Excellent	256	37
c) Good	112	16
e) Poor	6	0
d) Fair	5	0

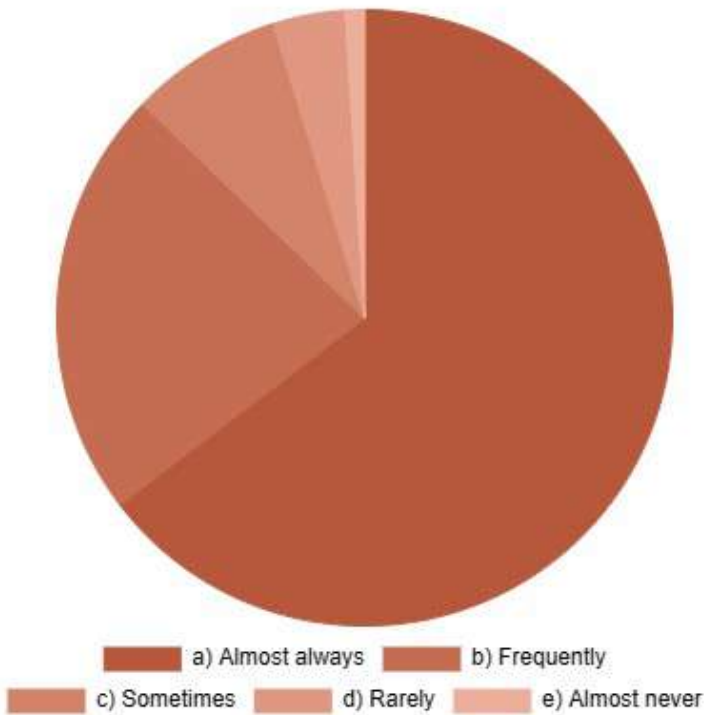
5. What were the degrees of fairness of internal evaluation conducted by the teachers?



a) Almost always b) Frequently
c) Sometimes d) Rarely e) Almost never

Label	Total	%
a) Almost always	428	62
b) Frequently	163	23
c) Sometimes	74	10
d) Rarely	12	1
e) Almost never	10	1

6. Did the teachers show an interest in helping students learn?



Label	Total	%
a) Almost always	444	64
b) Frequently	155	22
c) Sometimes	55	8
d) Rarely	26	3
e) Almost never	7	1